

Scaled data based on original data using  
LM-79-08 Approved Method: Electrical and Photometric Measurements of Solid-  
State Lighting Products

Test Report Prepared for  
Cooper Lighting Solutions  
(formerly Eaton)

Brand: STREETWORKS

Report Number: P129313

Luminaire Tested: **VERD-A02-E-U-T5-AP**

Issue Date: 3/3/2020

**Test Information**

Test Method: LM-79-08  
Report Number: P129313  
TEST IS SCALED FROM IESNA LM-79-08 TEST DATA (P24745)  
Test Lab: INNOVATION CENTER-P2  
Issue Date: 3/3/2020  
Manufacturer: COOPER LIGHTING SOLUTIONS (FORMERLY EATON)  
Product Line: STREETWORKS  
Catalog Number: VERD-A02-E-U-T5-AP  
Description: VERDEON ROADWAY AND AREA LUMINAIRE  
(2) 70 CRI, 4000K LEDS AND TYPE V OPTICS, GREY PAINTED FINISH  
Light Source: -  
Ballast/Driver: ELECTRONIC DRIVER

**Summary**

Lumens per Lamp: N/A  
Luminaire Lumens: 9314.9 lumens  
Efficiency: N/A  
Efficacy: 101.2 lumens/watt  
Luminous Opening: Rectangular (W 0.79' x L: 1.25' x H: 0')  
IES Classification: Type V - Short - Non-Cutoff  
BUG Rating: B4 - U0 - G3

Input Watts (W): 92  
Input Voltage (V): NR  
Input Current (Ain): NR  
Voltage Rise (V): NR  
Power Factor: NR  
Total Harmonic Distortion (THDi): NR  
Frequency (hertz): 60  
Stabilization Time: NR  
Operation Time: NR  
Ambient Temperature (°C): NR  
Test Distance: 28.75 FT

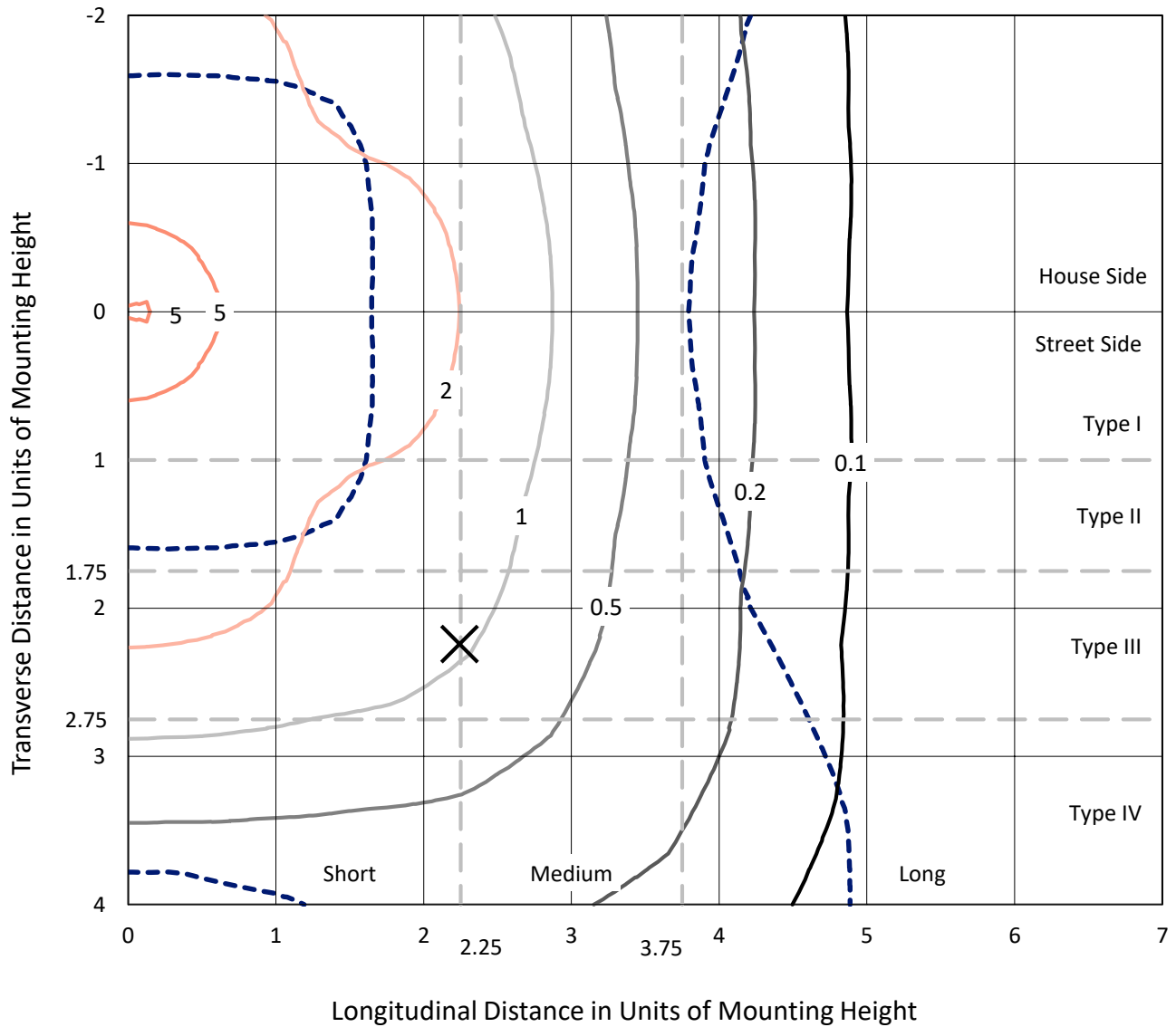


REPORT NUMBER: P129313

CATALOG NUMBER: VERD-A02-E-U-T5-AP

### Iso-Footcandle Lines of Horizontal Illumination

× Max cd  
 - - - 1/2 Max cd

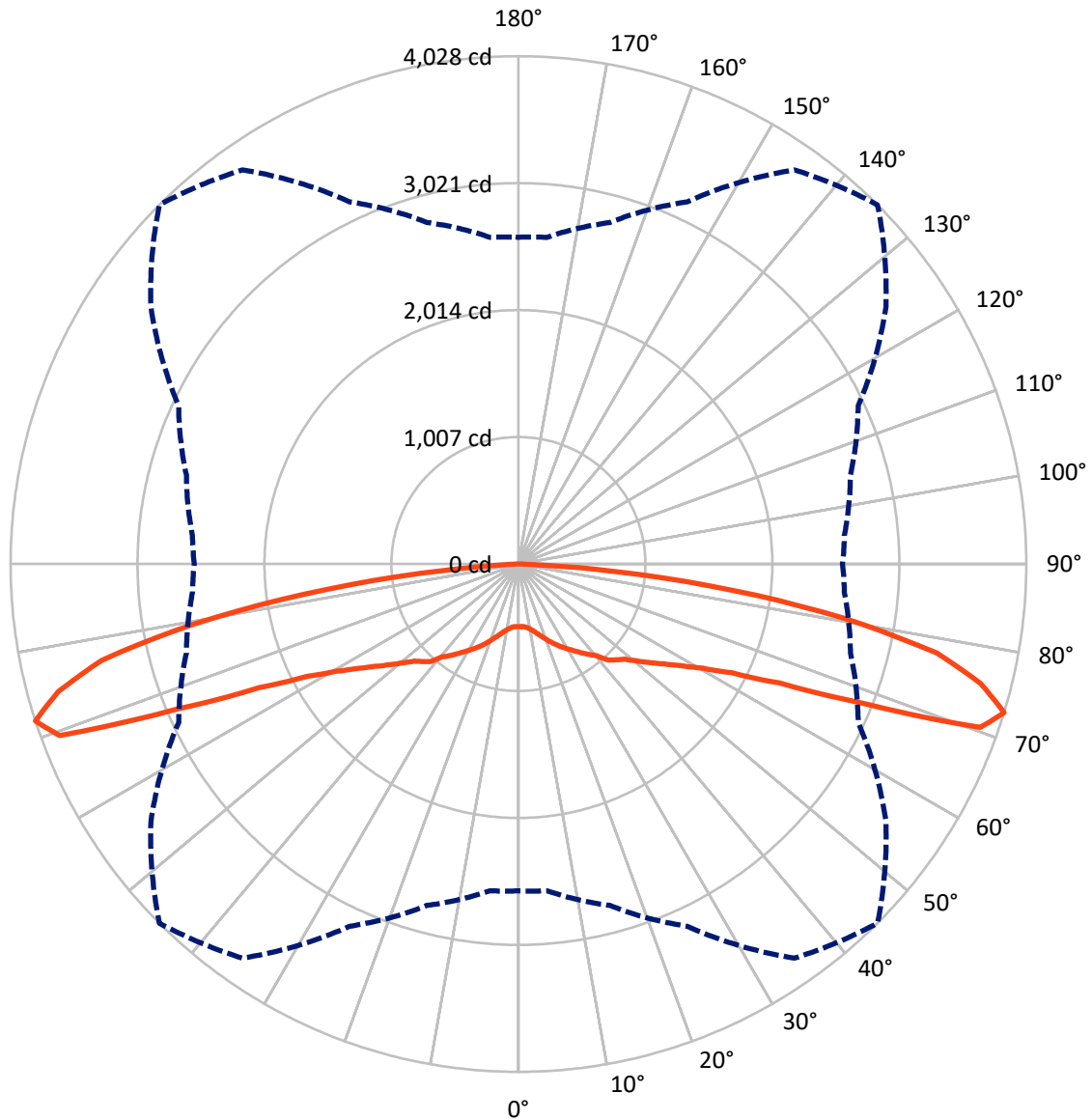


Based on 10 foot mounting height. Maximum calculated value = 5.3 fc  
 Type V - Short - Non-Cutoff

REPORT NUMBER: P129313

CATALOG NUMBER: VERD-A02-E-U-T5-AP

### Luminous Intensity Polar Plot



— Vertical Plane Through 45-Deg Lateral    - - - Horizontal Cone Through 72.5-Deg Vertical

REPORT NUMBER: P129313

CATALOG NUMBER: VERD-A02-E-U-T5-AP

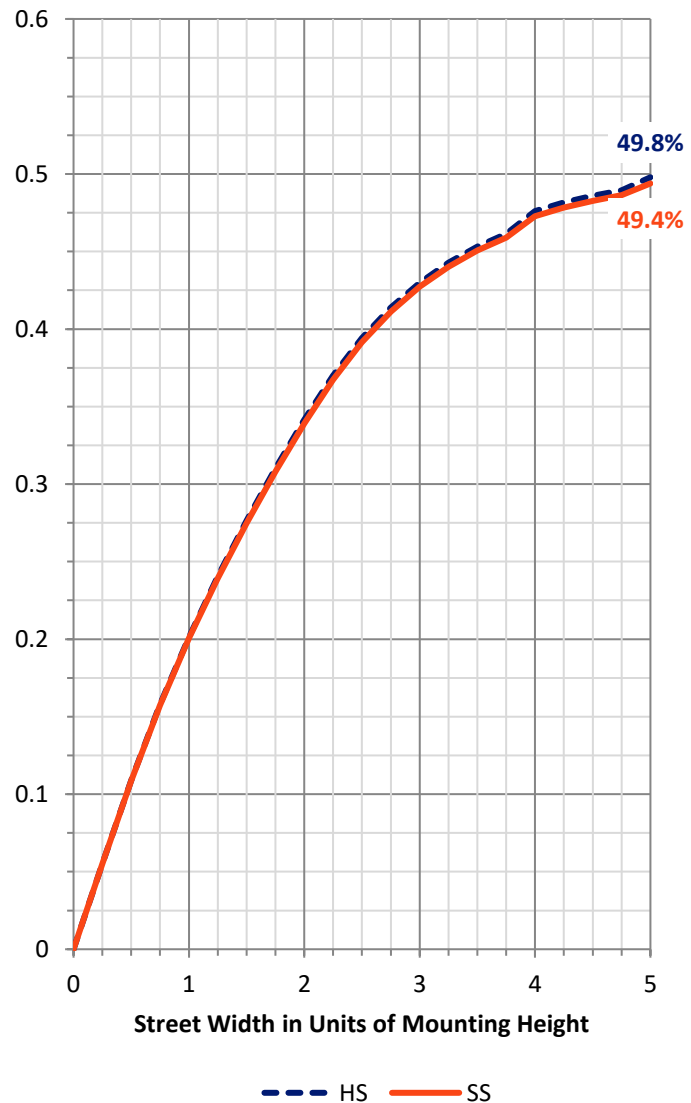
**FLUX DISTRIBUTION:**

		Downward	Upward	Total
<b>House Side</b>	Lumens	4657.5	0.0	4657.5
	% Fixture	50.0	0.0	50.0
<b>Street Side</b>	Lumens	4657.5	0.0	4657.5
	% Fixture	50.0	0.0	50.0
<b>Total</b>	Lumens	9314.9	0.0	9314.9
	% Fixture	100.0	0.0	100.0

**Coefficient of Utilization**

**ZONAL LUMENS:**

Zone	Lumens	% Fixture
0°-10°	48.8	0.5
10°-20°	165.2	1.8
20°-30°	329.7	3.5
30°-40°	547.2	5.9
40°-50°	860.8	9.2
50°-60°	1409.0	15.1
60°-70°	2645.2	28.4
70°-80°	2773.9	29.8
80°-90°	535.1	5.7
90°-100°	0.0	0.0
100°-110°	0.0	0.0
110°-120°	0.0	0.0
120°-130°	0.0	0.0
130°-140°	0.0	0.0
140°-150°	0.0	0.0
150°-160°	0.0	0.0
160°-170°	0.0	0.0
170°-180°	0.0	0.0
0°-90°	9314.9	100.0
0°-180°	9314.9	100.0



REPORT NUMBER: P129313

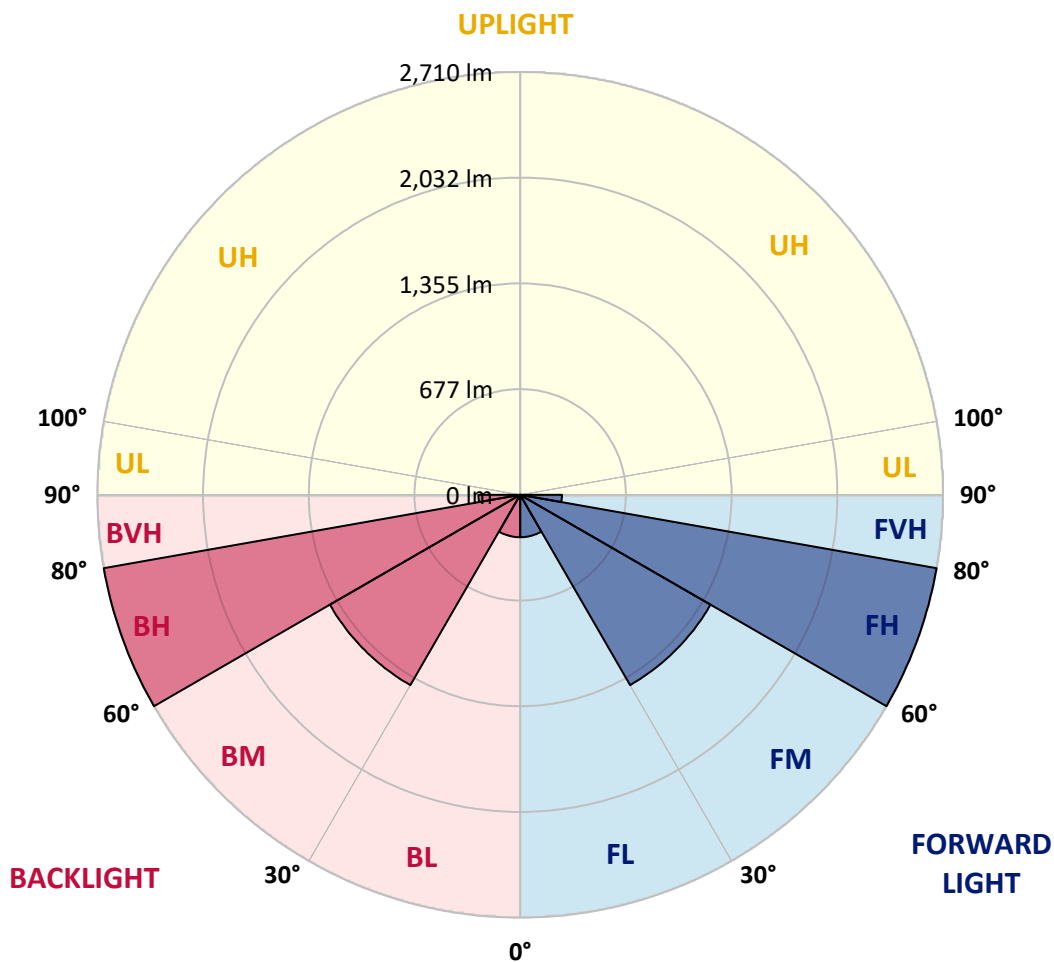
CATALOG NUMBER: VERD-A02-E-U-T5-AP

**LUMINAIRE CLASSIFICATION SYSTEM LUMEN TABLE AND BUG RATING:**

Zone		Lumens	% Fixture	Zone Rating/Lumen Limit		
				B	U	G
FL	(0°-30°)	271.8	2.9			
FM	(30°-60°)	1408.5	15.1			
FH	(60°-80°)	2709.6	29.1			G2/5000
FVH	(80°-90°)	267.6	2.9			G3/500
BL	(0°-30°)	271.8	2.9	B1/500		
BM	(30°-60°)	1408.5	15.1	B2/2500		
BH	(60°-80°)	2709.6	29.1	B4/5000		G2/5000
BVH	(80°-90°)	267.6	2.9			G3/500
UL	(90°-100°)	0.0	0.0		U0/0	
UH	(100°-180°)	0.0	0.0		U0/0	

**BUG Rating: B4-U0-G3**

Type V Short





REPORT NUMBER: P129313

CATALOG NUMBER: VERD-A02-E-U-T5-AP

**CANDELA DISTRIBUTION (FULL):**

	0°	5°	15°	25°	35°	45°	55°	65°	75°	85°	90°
0°	498.0	498.0	498.0	498.0	498.0	498.0	498.0	498.0	498.0	498.0	498.0
2.5°	503.0	503.0	501.0	501.0	497.0	496.0	495.0	494.0	494.0	496.0	497.0
5°	506.0	507.0	506.0	505.0	503.0	500.0	500.0	500.0	500.0	501.0	502.0
7.5°	518.0	520.0	519.0	516.0	513.0	510.0	509.0	510.0	510.0	511.0	510.0
10°	535.0	536.0	533.0	531.0	530.0	526.0	525.0	526.0	525.0	524.0	523.0
12.5°	554.0	555.0	553.0	552.0	551.0	547.0	546.0	548.0	546.0	545.0	544.0
15°	575.0	576.0	577.0	576.0	577.0	575.0	574.0	573.0	570.0	569.0	571.0
17.5°	601.0	603.0	605.0	606.0	607.0	605.0	603.0	603.0	599.0	599.0	600.0
20°	635.0	637.0	636.0	639.0	643.0	640.0	635.0	634.0	631.0	630.0	631.0
22.5°	672.0	673.0	670.0	672.0	677.0	676.0	669.0	666.0	666.0	665.0	664.0
25°	710.0	712.0	709.0	706.0	711.0	712.0	706.0	703.0	706.0	705.0	703.0
27.5°	748.0	749.0	746.0	743.0	745.0	748.0	744.0	741.0	748.0	746.0	743.0
30°	781.0	783.0	780.0	776.0	779.0	784.0	780.0	778.0	785.0	784.0	783.0
32.5°	816.0	817.0	815.0	813.0	817.0	822.0	818.0	820.0	827.0	827.0	828.0
35°	857.0	859.0	856.0	854.0	859.0	865.0	860.0	867.0	876.0	877.0	879.0
37.5°	901.0	904.0	900.0	899.0	900.0	911.0	906.0	920.0	930.0	934.0	937.0
40°	961.0	960.0	955.0	952.0	950.0	955.0	964.0	983.0	995.0	1003.0	1005.0
42.5°	1022.0	1023.0	1026.0	1027.0	1031.0	1042.0	1054.0	1064.0	1068.0	1069.0	1068.0
45°	1094.0	1093.0	1089.0	1082.0	1077.0	1084.0	1095.0	1112.0	1128.0	1142.0	1142.0
47.5°	1191.1	1188.1	1167.1	1141.0	1125.0	1128.0	1143.0	1174.1	1209.1	1236.1	1240.1
50°	1323.1	1318.1	1284.1	1236.1	1206.1	1206.1	1220.1	1265.1	1316.1	1350.1	1356.1
52.5°	1502.1	1494.1	1438.1	1363.1	1301.1	1297.1	1309.1	1370.1	1440.1	1482.1	1489.1
55°	1707.1	1703.1	1632.1	1520.1	1416.1	1397.1	1415.1	1494.1	1587.1	1648.1	1659.1
57.5°	1967.1	1949.1	1866.1	1726.1	1564.1	1518.1	1544.1	1658.1	1784.1	1863.1	1875.1
60°	2252.1	2234.1	2154.1	1988.1	1770.1	1676.1	1721.1	1882.1	2043.1	2136.1	2152.1
62.5°	2536.1	2538.1	2472.1	2319.1	2068.1	1900.1	1976.1	2198.1	2364.1	2449.1	2471.1
65°	2939.1	2926.1	2855.1	2714.1	2490.1	2275.1	2379.1	2598.1	2767.1	2864.1	2898.1
67.5°	3143.1	3148.1	3214.1	3245.1	3081.1	2946.1	2977.1	3125.1	3105.1	3072.1	3062.1
70°	2964.1	2971.1	3118.1	3338.1	3639.2	3885.2	3414.1	3140.1	2994.1	2931.1	2917.1
72.5°	2592.1	2601.1	2804.1	3170.1	3816.2	4028.2	3558.2	2973.1	2726.1	2595.1	2571.1
75°	2063.1	2071.1	2326.1	2810.1	3585.2	3787.2	3318.1	2609.1	2266.1	2093.1	2068.1
77.5°	1370.1	1391.1	1673.1	2236.1	3144.1	3391.1	2927.1	2085.1	1692.1	1499.1	1455.1
80°	631.0	653.0	937.0	1504.1	2369.1	2628.1	2164.1	1409.1	1046.0	842.0	805.0
82.5°	203.0	219.0	419.0	834.0	1474.1	1715.1	1308.1	792.0	537.0	387.0	343.0
85°	35.0	38.0	116.0	357.0	735.0	773.0	497.0	247.0	123.0	49.0	33.0
87.5°	13.0	12.0	15.0	87.0	148.0	52.0	14.0	9.0	10.0	11.0	11.0
90°	0.0	0.0	0.0	0.0	0.0	0.0	0.0	0.0	0.0	0.0	0.0

(END OF REPORT)